

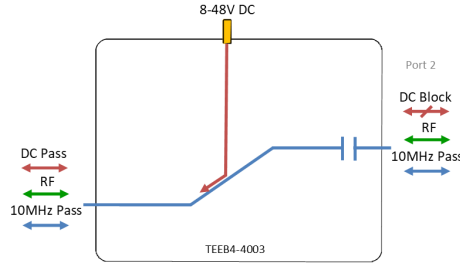


RF Components

Model Number:
TEEB4-4003

Broad-Band Bias Tee

500 - 2500MHz



- 10MHz pass
- 48V & 5A DC rated

Available with RF connector options:

- 50 Ω SMA
- 50 Ω N-type
- 50 Ω BNC
- 75 Ω BNC
- 75 Ω F-type.

Flexible Mounting

Tapped screw & through hole mounting options

Compact

Housed in rugged compact enclosure



500 - 2500 MHz
Operating frequency range. L-Band ready

DC
External DC powering

RF Parameters					
TEEB4-4003-XXXX	S5S5	N5N5	B5B5	B7B7	F7F7
Frequency Range	500 - 2500 MHz				
RF Connectors	50 Ω SMA	50 Ω N-Type	50 Ω BNC	75 Ω BNC	75 Ω F-Type
Mean Insertion Loss (dB)	0.2 \pm 0.2	0.2 \pm 0.2	0.2 \pm 0.2	0.4 \pm 0.3	0.4 \pm 0.3
Flatness \pm (dB)	0.25	0.25	0.25	0.6	0.6
Input Return Loss (dB)	Typ.	14	14	14	10
	Min	10	8	8	8
Output Return Loss (dB)	Typ.	14	12	12	10
	Min	10	8	8	8

10MHz Insertion Loss is up to 3dB above the Mean Insertion Loss*
*To ports which are applicable

Broadcast



Marine Oil & Gas



SNG & VSAT



Satellite Teleport





RF Components

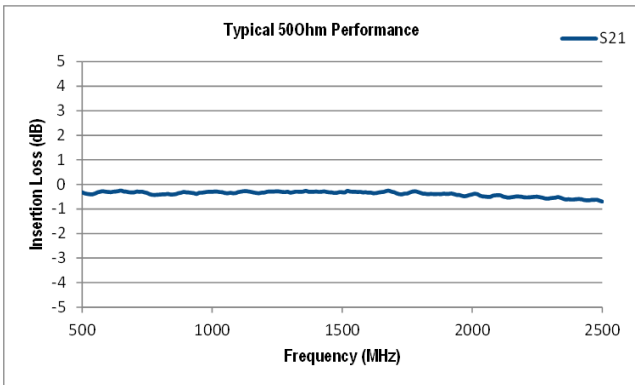
Model Number:
TEEB4-4003
Broad-Band Bias Tee

Technical specifications and operating parameters

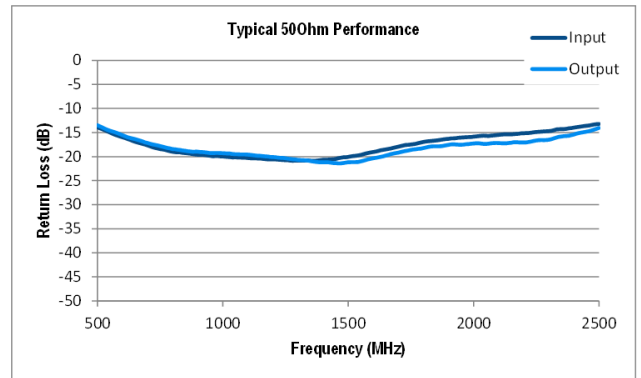
Environmental	
Operating Temperature	0°C to +45°C
Storage Temperature	-20°C to +75°C
Location	Indoor use Only
Humidity	85% non-condensing
Altitude	10,000 feet

Max Operating Parameters	
Input RF Power	+37dBm (5W)
DC Voltage	48V on any RF port
DC Current	5A

! Operation beyond these limits may cause instantaneous and permanent damage.

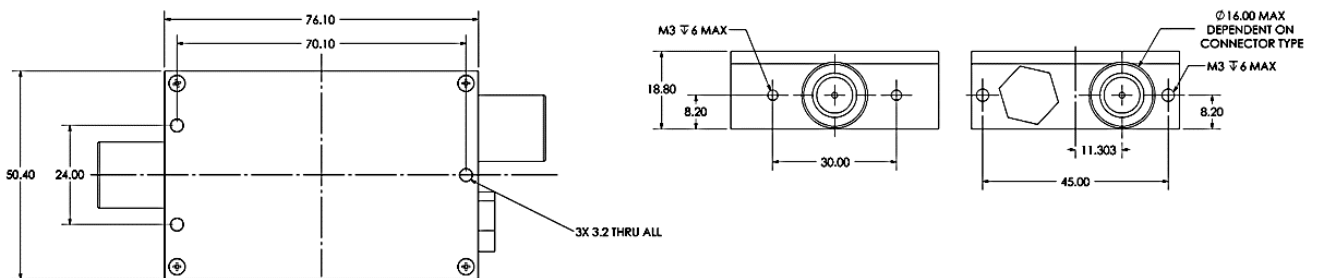


Insertion Loss (dB)



Return Loss (dB)

Physical Dimensions (mm)



Note: The specification is subject to regular reviews and will be updated from time to time as part of our continuing product development and improved specification accuracy.

ETL SYSTEMS LIMITED
Coldwell Radio Station
Madley
Hereford
England HR2 9NE

TELEPHONE
+44 (0)1981 259020

EMAIL
info@etlsystems.com

FACSIMILE
+44 (0)1981 259021

WEB
www.etlsystems.com



RF Components

Model Number:

TEEB4-4003

Broad-Band Bias Tee

DC Connector Options

We are able to offer the following options for connecting external DC power supplies:

Option 1

As standard our units are supplied with a feed-thru port for external soldering of power supply cable.

Option 2

For a Male Molex DC connector supplied on the Bias TEE please use the model number and add "/1" e.g. TEEL1-4007-N5N5/1

Option 3

For a Female Molex socket and cable assembly please use the model number: CABMLX-1500-F or refer to the ETL accessories section on our website.



External Power Supplies

PSU Range			
Model Number	Input	Output	Other
PSU12F125-9701-SLP	100-240V (AC), 0.6A	12V (DC), 1.25A	Solder pin output
PSU12F125-9701-ML2			Female 3 pin Molex socket
PSU18F500-971001-SLP	90-264V (AC), 1.2A max	18V (DC), 5A max	Solder pin output
PSU18F500-971001-ML2			Female 3 pin Molex socket
PSU24F100-971002-SLP	90-264V (AC), 0.6A	24V (DC), 1 A	Solder pin output
PSU24F100-971002-ML2			Female 3 pin Molex socket
Pricing available on request			

PSU12F125-9701



Broadcast



Marine Oil & Gas



SNG & VSAT



Satellite Teleport

