

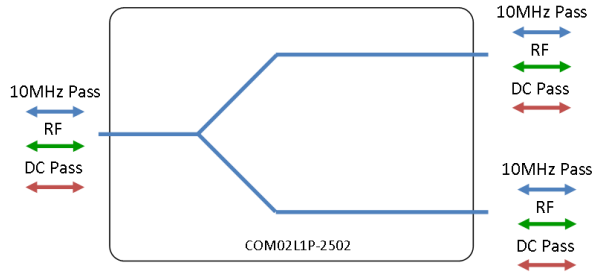


Model Number:  
**COM02L1P-2502**

RF Components

# 2-Way L-Band Passive Splitter/Combiner


## 850 - 2150 MHz



- All RF ports DC & 10MHz pass
- Available with RF connector options:
- 50 Ω SMA
  - 50 Ω N-type
  - 50 Ω BNC
  - 75 Ω BNC
  - 75 Ω F-type



**850-2150 MHz**  
Operating frequency range. L-Band ready



**Compact**  
Housed in rugged compact enclosure

**Flexible Mounting**  
Tapped screw & through hole mounting options

Passive

RF Parameters					
COM02L1P-2502-XXXX	S5S5	N5N5	B5B5	B7B7	F7F7
Frequency Range	850 - 2150MHz				
RF Connectors	50Ω SMA	50Ω N-Type	50Ω BNC	75Ω BNC	75Ω F-Type
Mean Insertion Loss (dB)	0.4 ± 0.2	0.4 ± 0.2	0.4 ± 0.2	0.4 ± 0.2	0.4 ± 0.2
Flatness ± (dB)	0.25	0.25	0.25	0.25	0.25
Input Return Loss (dB)	Typ.	20	20	20	20
	Min	16	16	16	16
Output Return Loss (dB)	Typ.	26	26	26	26
	Min	18	18	18	18
Isolation (dB)	Typ.	25	25	25	25
	Min	20	20	20	20
Amplitude Balance (dB)	≤0.2	≤0.2	≤0.2	≤0.5	≤0.5
Phase Balance (Φ)	≤2°	≤2°	≤2°	≤5°	≤5°

The given Insertion Loss specified is the loss above the theoretical limit for a lossless divider  
 10MHz Insertion Loss is up to 3dB above the theoretical loss\*  
 10MHz Rejection is 20dB\*  
 \*To ports which are applicable

### Broadcast



### Marine Oil & Gas



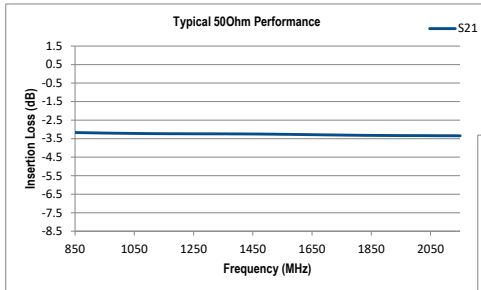
### SNG & VSAT



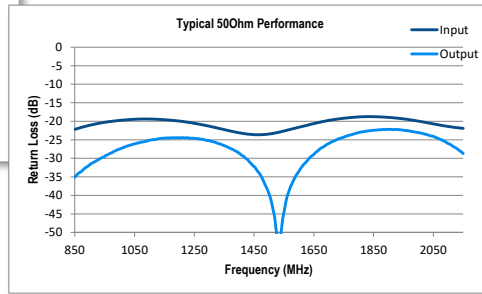
### Satellite Teleport



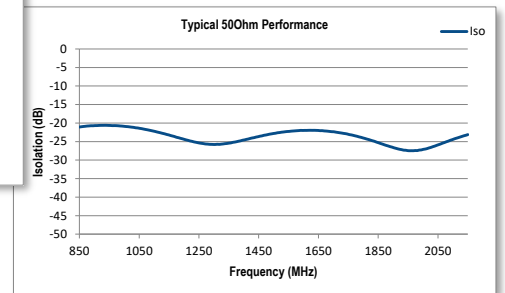
### Technical specifications and operating parameters



Insertion Loss (dB)



Return Loss (dB)



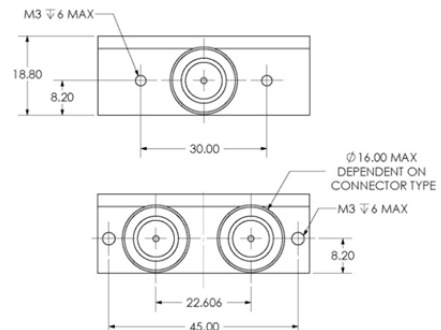
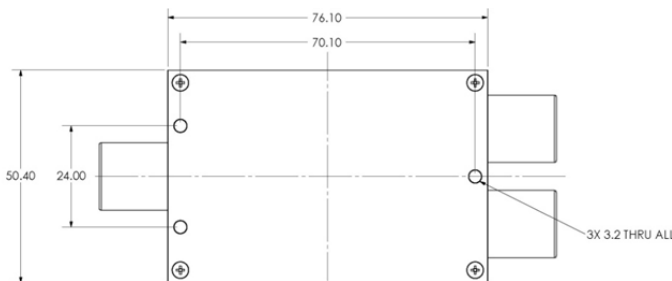
Isolation (dB)

Environmental		
Operating Temperature		0°C to +45°C
Storage Temperature		-20°C to +75°C
Location		Indoor use Only
Humidity	Max.	85% non-condensing
Altitude	Max.	10,000 feet

Max Operating Parameters	
Input RF Power into matched load with 20dB return loss	+37dBm (5W) as splitter +27dBm (500mW) as combiner
DC Voltage	35V on any RF port
DC Current	500mA
DC Consumption	N/A

**!** Operation beyond these limits may cause instantaneous and permanent damage.

### Physical Dimensions (mm)



Note: The specification is subject to regular reviews and will be updated from time to time as part of our continuing product development and improved specification accuracy.