

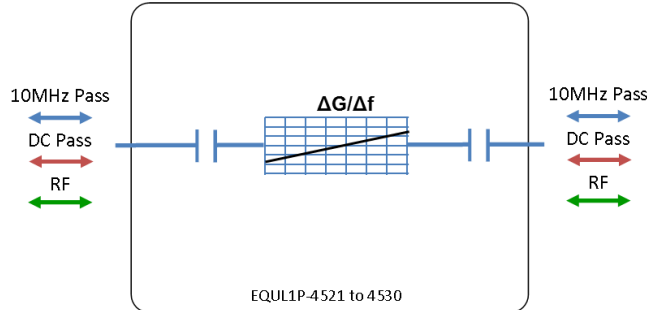


Model Number:
EQU1P-4527

RF Components

L-band Passive Equaliser


850 - 2150 MHz



- Reciprocal device
- DC & 10 MHz pass between the two ports
- 7dB positive slope

Available with RF connector options:

- 50 Ω BNC
- 50 Ω N-Type
- 50 Ω SMA



RF Parameters			
EQU1P-4527-xxxx	S5S5	N5N5	B5B5
Frequency Range	850 - 2150 MHz		
RF Connectors	50Ω SMA	50Ω N-Type	50Ω BNC
Mean Insertion Loss (dB)	Typ.	5.0	5.0
	Max.	7.0	7.0
Slope Positive (dB)	7.0 ± 1.0	7.0 ± 1.0	7.0 ± 1.0
Input Return Loss (dB)	Typ.	18	18
	Min	14	12
Output Return Loss (dB)	Typ.	18	18
	Min	14	12

Broadcast



Marine Oil & Gas



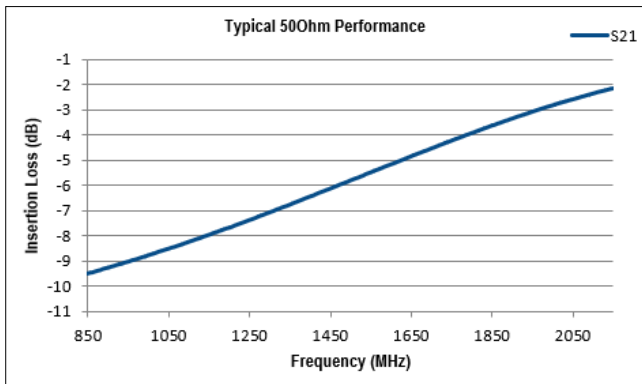
SNG & VSAT



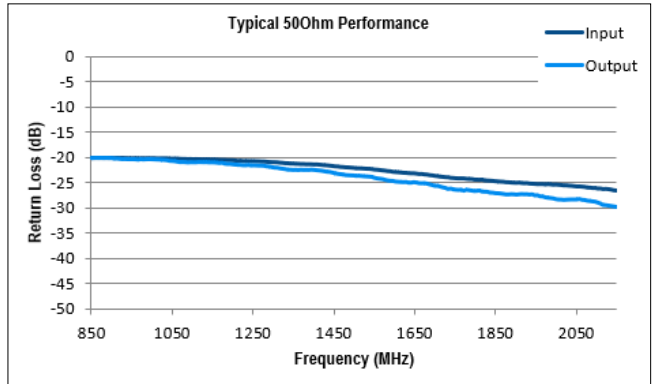
Satellite Teleport



Technical specifications and operating parameters



Gain (dB)



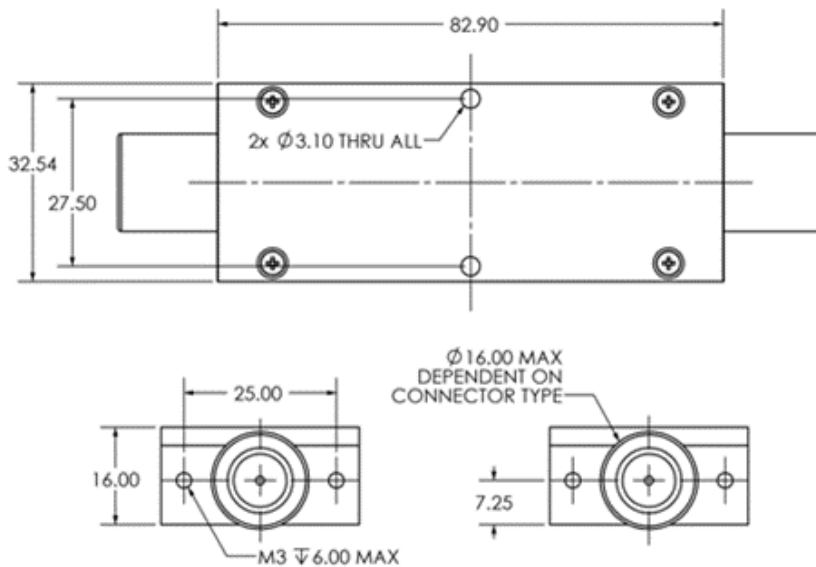
Return Loss (dB)

Environmental		
Operating Temperature		0°C to +65°C
Storage Temperature		-20°C to +75°C
Location		Indoor use Only
Humidity	Max	90% non-condensing
Altitude	Max	10,000 feet

Max Operating Parameters	
Input RF Power	+37 dBm (5W)
DC Voltage	28 V
DC Current	3 A

! Operation beyond these limits may cause instantaneous and permanent damage.

Physical Dimensions (mm)



Note: The specification is subject to regular reviews and will be updated from time to time as part of our continuing product development and improved specification accuracy.