

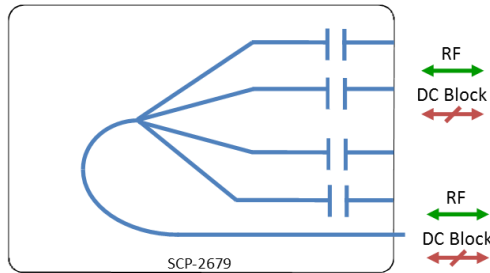


Model Number:
SCP-2679

RF Components

Scorpion 4-Way Passive Splitter/Combiner


IF-Band 50 - 1000 MHz



- All ports DC blocked.
- All ports located on rear of unit.
- Can be standalone or mounting in our Scorpion 1U Chassis. Model SCP-1U-11.

Available with RF connector options:

- 50 Ω SMA
- 50 Ω N-type
- 50 Ω BNC
- 75 Ω BNC
- 75 Ω F-type



Compact

Housed in rugged compact enclosure

Chassis Mounting

Tapped screw & through hole for use with Scorpion 1U chassis mount system

50 - 1000 MHz
Operating frequency range.

RF Parameters						
SCP-2679-XXXX	S5S5	N5N5	B5B5	B7B7	F7F7	
Frequency Range	50 - 1000 MHz					
RF Connectors	50Ω SMA	50Ω N-Type	50Ω BNC	75Ω BNC	75Ω F-Type	
Insertion Loss (dB)	Typ.	1.0	1.0	1.0	1.5	1.5
	Max	2.1	2.1	2.1	2.7	2.7
Flatness ± (dB)	1.2	1.2	1.4	1.7	1.7	
Input Return Loss (dB)	Typ.	18	18	18	14	14
	Min	12	12	12	8	8
Output Return Loss (dB)	Typ.	20	20	20	14	14
	Min	15	15	15	8	8
Isolation (dB)	Typ.	16	16	16	16	16
Amplitude Balance (dB)	≤ 0.5	≤ 0.5	≤ 0.5	≤ 1.0	≤ 1.0	
Phase Balance (Φ)	≤ 3°	≤ 4°	≤ 4°	≤ 10°	≤ 10°	

The given Insertion Loss specified is the loss above the theoretical limit for a lossless divider

Broadcast



Marine Oil & Gas



SNG & VSAT



Satellite Teleport





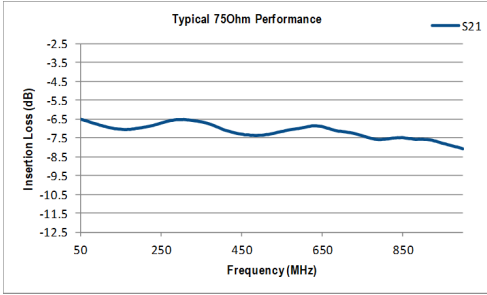
RF Components

Model Number:

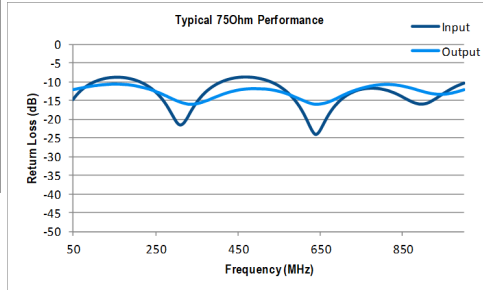
SCP-2679

Scorpion 4-Way Passive Splitter/Combiner

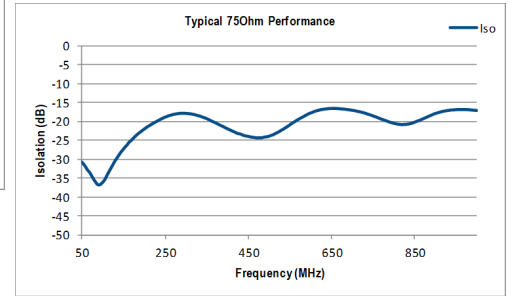
Technical specifications and operating parameters



Insertion Loss (dB)



Return Loss (dB)



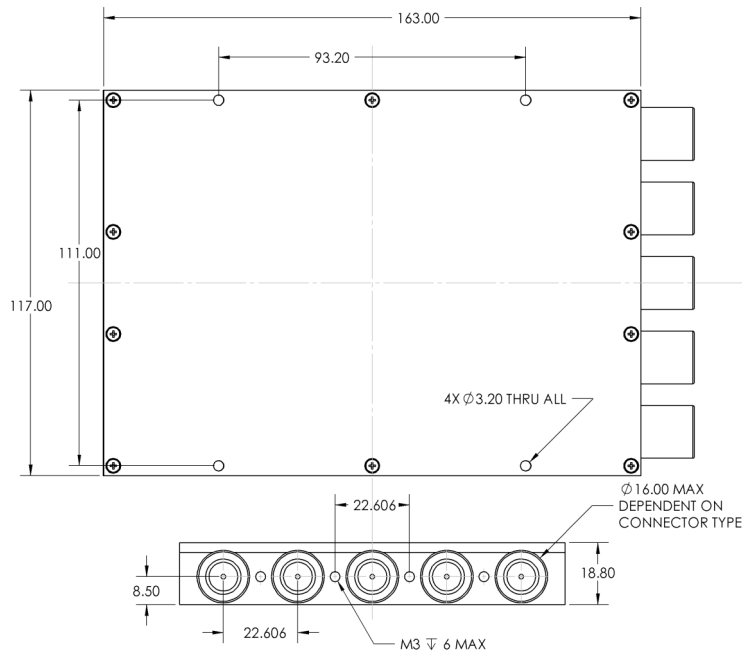
Isolation (dB)

Environmental		
Operating Temperature		0°C to +45°C
Storage Temperature		-20°C to +75°C
Location		Indoor use Only
Humidity	Max	85% non-condensing
Altitude	Max	10,000 feet

Max Operating Parameters		
Input RF Power		+27 dBm (0.5W) As Splitter +21 dBm (.125W) As Combiner
DC Voltage		50V on any RF port
DC Current	Max	N/A

! Operation beyond these limits may cause instantaneous and permanent damage.

Physical Dimensions (mm)



Note: The specification is subject to regular reviews and will be updated from time to time as part of our continuing product development and improved specification accuracy.

ETL SYSTEMS LIMITED
Coldwell Radio Station
Madley
Hereford
England HR2 9NE

TELEPHONE
+44 (0)1981 259020

EMAIL
info@etlsystems.com

FACSIMILE
+44 (0)1981 259021

WEB
www.etlsystems.com



V 2.0 E&OE