

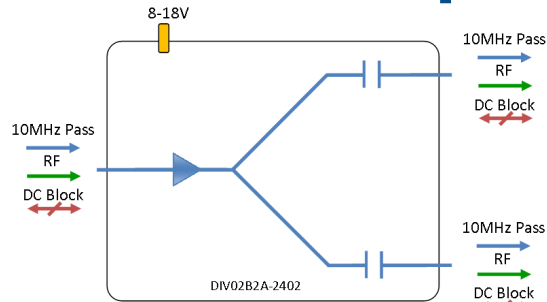


Model Number:  
**DIV02B2A-2402**

RF Components

# 2-Way Broadband Active Splitter

50 - 2150 MHz



- Both ports 10MHz pass & DC blocked
- Inbuilt integral regulator
- Requires 8-18V external DC bias

Available with RF connector options:

- 50 Ω SMA
- 50 Ω N-type
- 50 Ω BNC
- 75 Ω BNC
- 75 Ω F-type

**8-18V**  
External DC  
powering

**50-2150 MHz**  
Operating frequency  
range.

**Compact**  
Housed in  
rugged compact  
enclosure

**Flexible  
Mounting**  
Tapped screw &  
through hole  
mounting options



		RF Parameters				
DIV02B2A-2402-XXXX		S5S5	N5N5	B5B5	B7B7	F7F7
Frequency Range		50 - 2150 MHz				
RF Connectors		50Ω SMA	50Ω N-Type	50Ω BNC	75Ω BNC	75Ω F-Type
Mean Gain (dB)		0 ± 0.4	0 ± 0.4	0 ± 0.5	0 ± 0.6	0 ± 0.6
Flatness ± (dB)		0.8	0.8	1.0	1.5	1.5
Input Return Loss (dB)	Typ.	18	18	16	10	10
	Min	14	14	12	8	8
Output Return Loss (dB)	Typ.	25	25	22	12	12
	Min	20	20	18	8	8
Output P1dB GCP** (dBm)	Typ.	8	8	8	8	8
	Min	5	5	5	5	5
Isolation (dB)		Typ. 16	16	16	16	16
Output IP3 (dBm)		Typ. 18	18	18	18	18
Noise Figure (dB)		Typ. 11	11	11	11	11
Amplitude Balance (dB)		≤0.2	≤0.2	≤0.3	≤0.4	≤0.4
Phase Balance (Φ)		≤5°	≤5°	≤5°	≤5°	≤5°
10MHz Rejection is 20dB* *To ports which are applicable **GCP (Gain Compression Point)						

**Broadcast**



**Marine Oil & Gas**



**SNG & VSAT**



**Satellite Teleport**

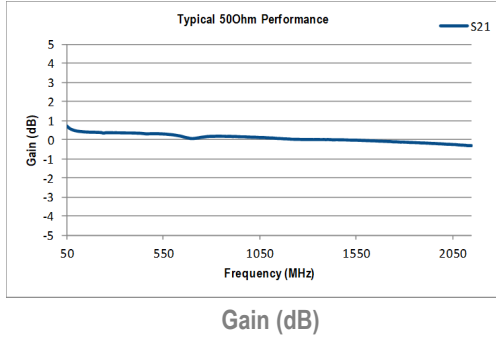




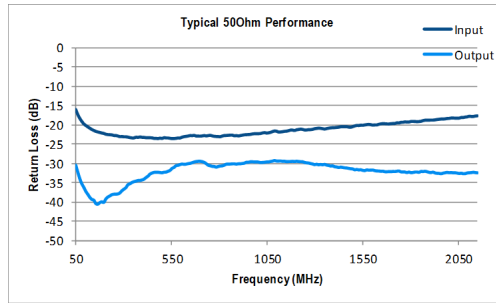
RF Components

Model Number:  
**DIV02B2A-2402**  
2-Way Broadband Active Splitter

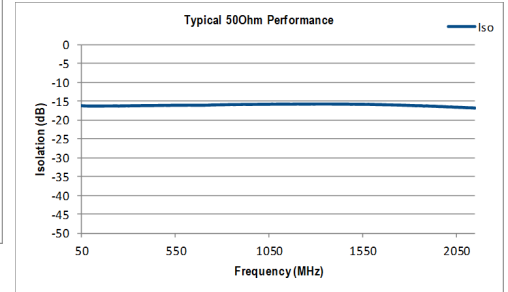
Technical specifications and operating parameters



Gain (dB)



Return Loss (dB)



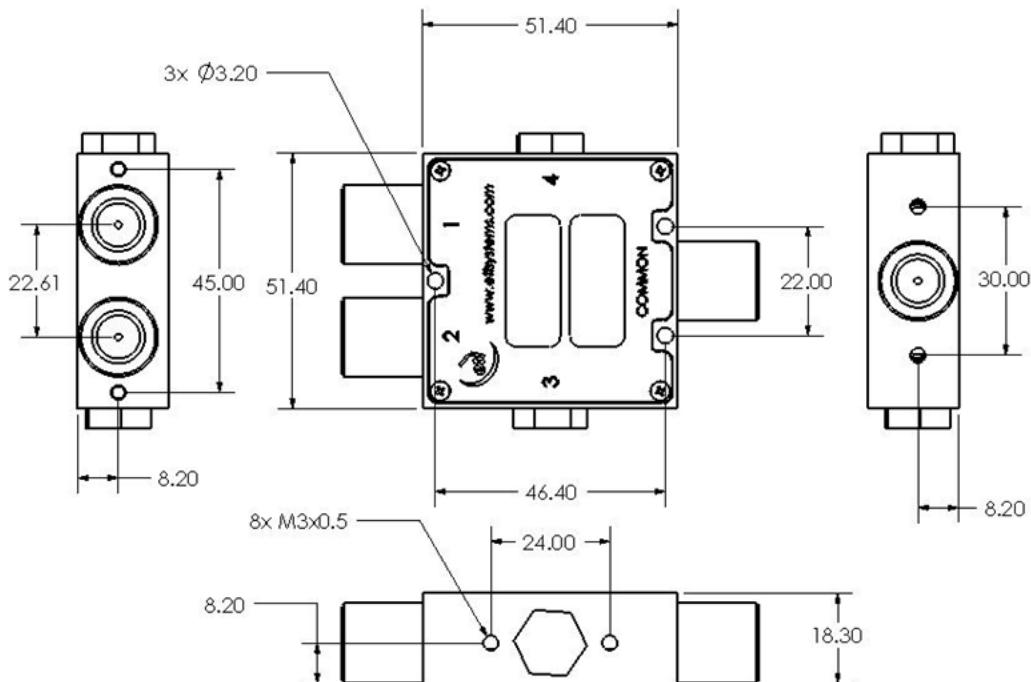
Isolation (dB)

Environmental		
Operating Temperature	0°C to +45°C	
Storage Temperature	-20°C to +75°C	
Location	Indoor use Only	
Humidity	Max	85% non-condensing
Altitude	Max	10,000 feet

Max Operating Parameters	
Input RF Power	+21 dBm (63mW)
DC Voltage	35V on any RF port
DC Consumption	100mA Max, 80mA typical

**!** Operation beyond these limits may cause instantaneous and permanent damage.

Physical Dimensions (mm)



Note: The specification is subject to regular reviews and will be updated from time to time as part of our continuing product development and improved specification accuracy.

ETL SYSTEMS LIMITED  
Coldwell Radio Station  
Madley  
Hereford  
England HR2 9NE

TELEPHONE  
+44 (0)1981 259020  
  
EMAIL  
info@etlsystems.com

FACSIMILE  
+44 (0)1981 259021  
  
WEB  
www.etlsystems.com

