

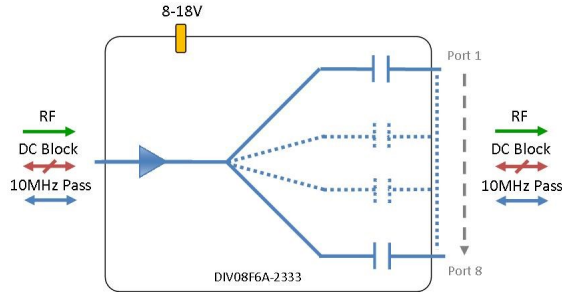


Model Number:  
**DIV08F6A-2333**

RF Components

# 8-way IF Active Splitter

## 10 - 1000MHz



- 10MHz pass and DC block on all ports
- Requires external DC bias.

Available with RF connector options:

- 50 Ω SMA
- 50 Ω N-type
- 50 Ω BNC
- 75 Ω BNC
- 75 Ω F-type

**8-18V**  
External DC  
powering

**Compact**  
Housed in  
rugged compact  
enclosure

**Flexible  
Mounting**  
Tapped screw &  
through hole  
mounting options

**10 - 1000MHz**  
Operating frequency  
range.



### RF Parameters

DIV08F6A-2333	S5S5	N5N5	B5B5	B7B7	F7F7
Frequency Range	10 - 1000 MHz				
RF Connectors	50Ω SMA	50Ω N-Type	50Ω BNC	75Ω BNC	75Ω F-Type
Mean Gain (dB)	0 ± 2	0 ± 2	0 ± 2	0 ± 2.5	0 ± 2.5
Flatness ± (dB)	1.25	1.25	1.25	1.5	1.5
Input Return Loss (dB)	Typ.	16	16	16	13
	Min	10	10	10	8
Output Return Loss (dB)	Typ.	16	16	16	13
	Min	10	10	10	8
Output P1dB GCP** (dBm)	Typ.	3	3	3	1
	Min	0	0	0	-2
Isolation (dB)	Typ.	25	25	25	25
Output IP3 (dBm)	Typ.	13	13	13	13
Noise Figure (dB)	Typ.	6	6	6	9
Amplitude Balance (dB)		≤0.7	≤0.7	≤0.7	≤1.0
Phase Balance (Φ)		≤5°	≤5°	≤5°	≤5°

10MHz Insertion loss maximum 3dB  
\*To ports which are applicable  
\*\*GCP (Gain Compression Point)

### Broadcast



### Marine Oil & Gas



### SNG & VSAT



### Satellite Teleport

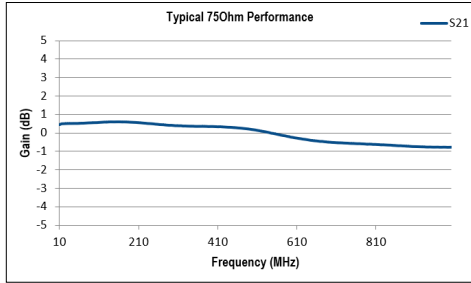




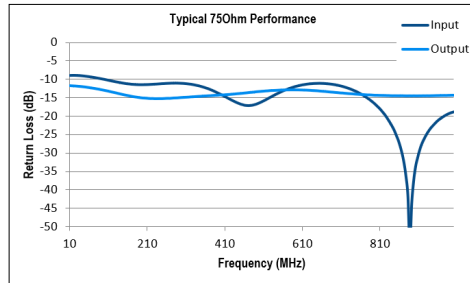
RF Components

Model Number:  
**DIV08F6A-2333**  
8-way IF Active Splitter

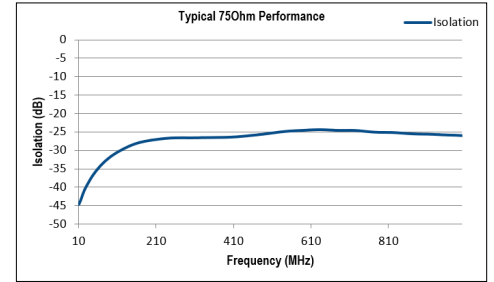
Technical specifications and operating parameters



Gain (dB)



Return Loss (dB)



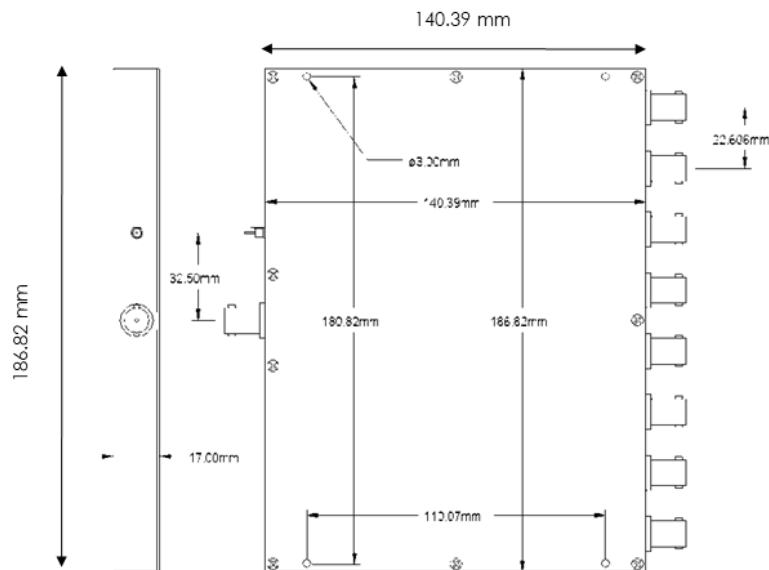
Isolation (dB)

Environmental		
Operating Temperature		0°C to +50°C
Storage Temperature		-40°C to +85°C
Location		Indoor use Only
Humidity	Max	80% non-condensing
Altitude	Max	10,000 feet

Max Operating Parameters	
Input RF Power	16dBm
DC Voltage	24V
DC Consumption	Maximum 100mA, typically 80mA

! Operation beyond these limits may cause instantaneous and permanent damage.

Physical Dimensions (mm)



Note: The specification is subject to regular reviews and will be updated from time to time as part of our continuing product development and improved specification accuracy.

ETL SYSTEMS LIMITED  
Coldwell Radio Station  
Madley  
Hereford  
England HR2 9NE

TELEPHONE  
+44 (0)1981 259020  
  
EMAIL  
info@etlsystems.com

FACSIMILE  
+44 (0)1981 259021  
  
WEB  
www.etlsystems.com

