



RF Components

# PIN Diode Absorptive Switch


## 2 - 18 GHz

Model Number:  
**SW-SP8TKX-1613**

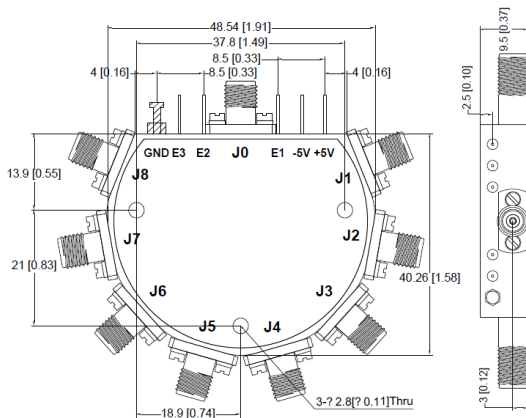
- Single pole eight throw absorptive
- TTL-Compatible Driver
- Broad operating bandwidth
- Rugged construction
- Customisation available

Available with RF connector options:

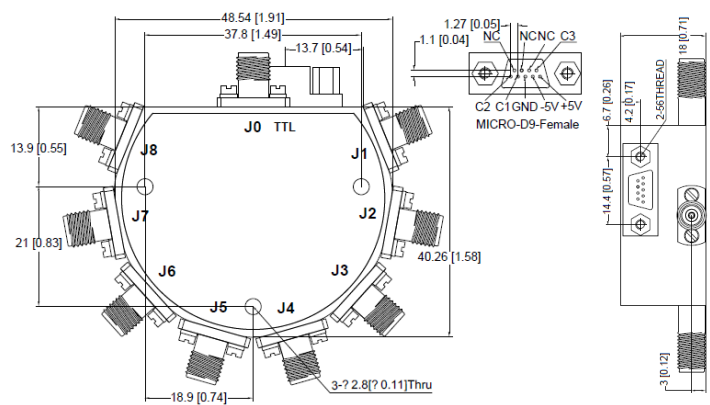
- 50 Ω SMA



SW-SP8TKX-1613P



SW-SP8TKX-1613D



RF Parameters		
<b>SW-SP8TKX-1613</b>		S5S5
Frequency Range (GHz)		2 - 18
RF Connectors		50Ω SMA
Insertion Loss (dB)	Max	4
Switching Speed (nsec)	Max	100
VSWR	Max	1.8
Isolation (dB)	Min	60
Phase match (unit to unit) 2-2.4 GHz & 7.9-8.4 GHz		±3°

TA = +25° C  
Switching speed is defined as 50% TTL to 90% RF (t-on) and 50% TTL to 10% RF (t-off).

Bias requirements		
Biasing		+5 V , -5V
DC Bias	Max	+5 V±0.5 V @ 350 mA -5 V±0.5 V @ 50 mA
TTL Control Voltage		+5V/0V
Input RF power		+30dBm

Environmental	
Operating Temperature	-45°C to +85°C
Storage Temperature	-55°C to +125°C
Vibration	25g rms (15 degree 2KHz)
Humidity	Max 100% RH at 35°C, 95% RH at 40°C
Shock	20G for 11msec

Truth Table			
Control Input TTL			Signal Path State
E3	E2	E1	
0	0	0	J0-J1
0	0	1	J0-J2
0	1	0	J0-J3
0	1	1	J0-J4
1	0	0	J0-J5
1	0	1	J0-J6
1	1	0	J0-J7
1	1	1	J0-J8

### Broadcast



### Marine Oil & Gas



### SNG & VSAT



### Satellite Teleport

